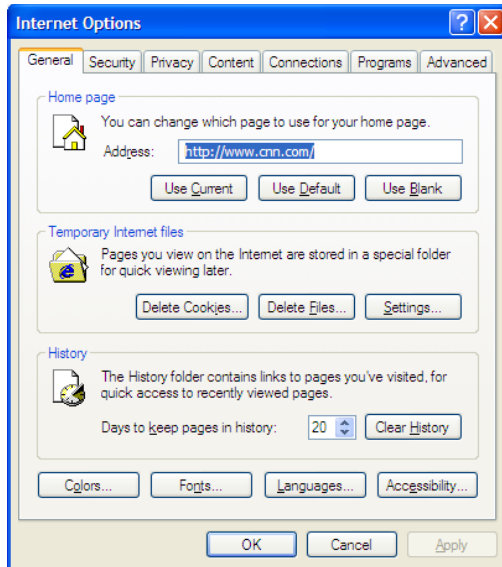


Viewing Cookies:

Open Internet Explorer (version 6.0)

Go to: Tools, Internet Options

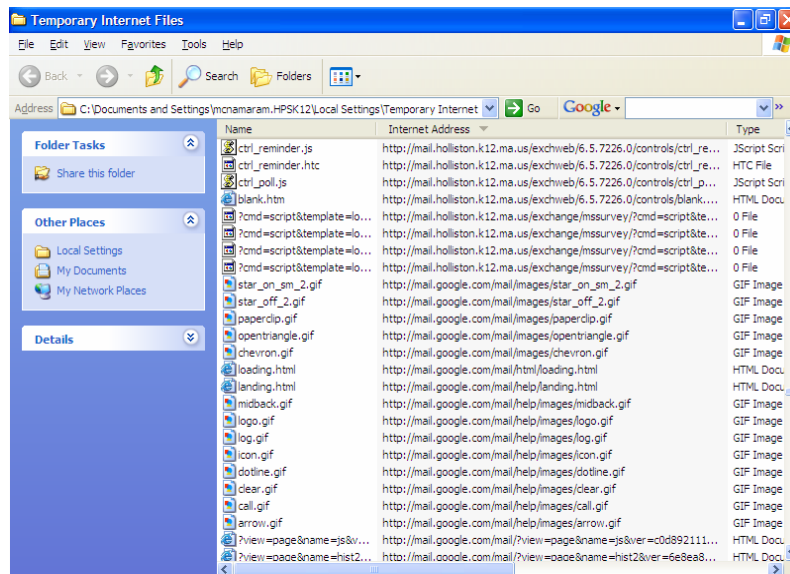


Click on the GENERAL tab at the top

In the Temporary Internet Files section

Go to: Settings, View Files

Viewing Cookies:

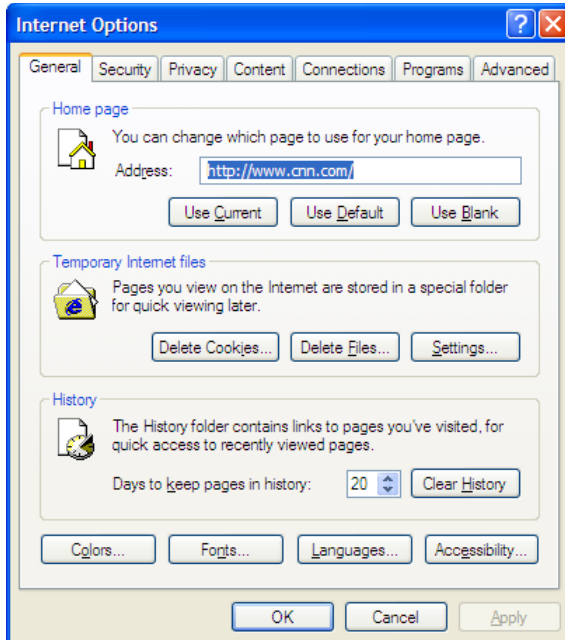


Expand the Internet Address Box and use the slide bar on the right to view the cookies.

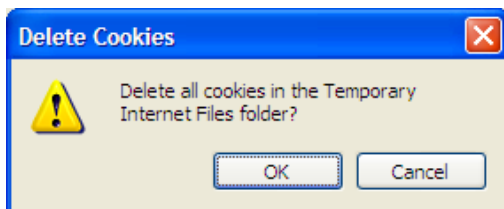
Deleting Cookies:

Open Internet Explorer (version 6.0)

Go to: Tools, Internet Explorer



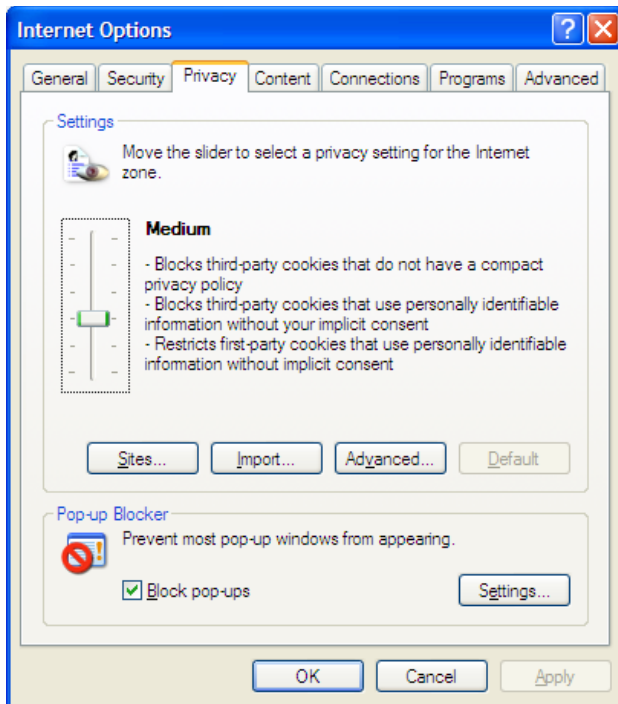
Click on Delete Cookies and choose OK



Rejecting Cookies:

Open Internet Explorer

Go to: Tools, Internet Options and Click on the PRIVACY Tab at the top



Slide the Internet Privacy Slide Bar to your optimal setting. Remember, if you reject all cookies you may not be able to access certain sites (on-line banking, etc.)

Searching Myspace.com

To find things on Myspace.com you can search without creating an account, however there is more information available when you have an account. The account is free and the information you enter is not verified. You can create an account without identifying yourself. Here are the steps...

1. Create an account in myspace...
Go To www.myspace.com and hit the signup button. Fill in the field below to get your account. Again- the information is not verified so it is not necessary to enter true information in these fields.

MySpace is FREE, and it only takes a second to join!

Already a member? [Click Here to Log In](#)

JOIN MYSPACE HERE!

Email Address:

First Name:

Last Name:

Password:

Confirm Password:

Country:


Postal Code: (required for US, UK & Canada only)

Gender: Female Male

Date Of Birth: / /

Allow others to see when it's my birthday

By checking the box you agree to the MySpace [Terms of Service](#) and [Privacy Policy](#)

Verification: 
Please enter the text from the image above:

[About](#) | [FAQ](#) | [Terms](#) | [Privacy](#) | [Safety Tips](#) | [Contact Mys](#)

2. Search MYSPACE by clicking on **groups** and enter **Ashland** in the Keywords field then hit **Search**.

OR

3. Search MYSPACE...using the **Classmate Finder**.

MySpace Search

MySpace Search

Search for

Find Someone You Know

Find a Friend

Select search by: Name Display Name Email

Example: Tom Jones **or** Tom **or** tjones@hotmail.com

Find Your Classmates

Classmate Finder

School Name:
Country:
State/Province:

Log in to your new account and hit the **search** link on the blue bar across the top (3rd from left). Go to **Classmate Finder** and type in **Ashland, United States, MA** and hit **Find**.

Click on **Ashland High**. On the next screen set...**between ages - 16 and 18**,
Browse by – Current Students. Hit **Update**.